

Quarterly report 1 Q 2016



• Skjern Bank in Skjern

Stock Exchange Ann. no 5/2016 - 28 April 2016

Satisfactory growth in core earnings and lending volume

- Less than satisfactory profit before tax of DKK 6.7 million compared to DKK 20.8 million in 2015
- Impairment increased to DKK 17.7 million compared with DKK 9.9 million in 2015, the increase is solely due to increased impairment on the bank's agricultural exposures
- Exchange rate adjustments of DKK 0.4 million compared with DKK 10.9 million
- The Danish Financial Supervisory Authority held its regular inspection of the bank in April, which has not led to changes in the bank's impairment and individual solvency requirements
- Capital ratio of 15.7% and individual solvency requirements of 11.2%, corresponding to a 4.5 percentage point coverage
- Solid liquidity reserves of DKK 881 million, corresponding to 148.9%
- Core earnings, calculated as profit before tax, exchange rate adjustments and write-downs for the full year, are still expected in the range of DKK 100 - 110 million

Table of Contents

5 years in summary	3
Financial Ratios	4
Management's review	5 - 9
Management's Statement	10
Profit and loss and Statement of comprehensive income	11
Balance sheet	12 - 13
Contingent liabilities	14
Information on changes in equity	15
Notes	16 - 19

5 years in summary

1,000 DKK	2016	2015	2014	2013	2012	1.1- 31.12 2015
Profit and loss account						
Net income from interest	39,396	39,367	40,844	36,902	38,787	162,228
Div. on shares and other holdings	1,252	489	351	454	136	11,692
Charges and commissions (net)	20,587	16,502	17,616	14,176	14,440	81,316
Net inc. from int. and charges	61,235	56,355	58,811	51,532	53,363	255,236
Value adjustments	434	10,908	9,172	5,736	3,096	11,536
Other ordinary income	261	607	287	641	367	1,610
Staff costs and administrative expenses	36,486	34,081	33,276	33,193	34,395	139,680
Depreciation of intangible and tangible assets	966	858	2,258	1,131	1,080	3,924
Other operating expenses total	0	2,218	2,586	2,020	878	9,066
Contributions to the Guarantee Fund for deposits	0	2,218	2,488	2,020	837	8,926
Other operating expenses	0	0	98	0	41	140
Write-downs on loans etc. (net)	17,730	9,898	10,534	14,657	14,013	63,908
Profit on holding in associated and affiliated companies	0	0	0	0	0	-760
Operating profit	6,748	20,815	19,616	6,908	7,490	51,044
Taxes	1,126	4,891	4,904	1,727	1,873	10,929
Profit for the period	5,622	15,924	14,712	5,181	5,617	40,115
Of which are holders of shares of hybrid core capital instruments etc.	1,630	0	0	0	0	1,831
Balance sheet as per 31st March						
summary						
Total assets	5,387,381	5,306,522	5,415,907	5,303,219	5,392,736	5,424,729
Loans and other debtors	3,614,852	3,651,080	3,669,217	3,456,479	3,468,988	3,511,175
Guarantees etc.	773,498	644,719	530,852	491,589	478,454	792,047
Bonds	710,160	816,600	834,792	980,885	826,904	707,428
Shares etc.	212,903	173,244	218,027	211,789	181,647	179,233
Deposits and other debts	4,423,826	4,385,376	4,050,746	3,858,593	3,650,860	4,483,104
Subordinated capital investments	169,480	169,300	269,382	293,656	357,765	169,439
Capital funds	623,525	538,413	588,339	553,626	386,874	619,425
Dividends						0
Capital Base	646,679	584,618	587,560	672,869	610,762	663,076
Total weighted items	4,118,446	4,080,757	4,137,049	3,878,105	3,748,007	4,075,417
Core earnings						
Core income	62,440	57,218	59,707	54,556	58,088	265,399
Costs etc.	-37,452	-34,939	-34,134	-34,324	-34,445	-149,210
Core earnings before write-downs, value adjustments and Governmental Guarantee Scheme I	24,988	22,279	25,573	20,232	23,643	116,189
Guarantee commission for the state *)	-	-	-	-1,886	-3,586	-
Total core earnings	24,988	22,279	25,573	18,346	20,057	116,189

*) Commission of 0.95% of issued government-guaranteed bonds.

Financial ratios - 31st March

(figures in pct.)	2016	2015	2014	2013	2012
Solvency ratio	15.7	14.3	14.2	17.4	16.3
Core capital ratio	13.7	12.4	13.6	13.7	11.5
Return on own funds before tax	1.2	3.9	3.4	1.3	2.0
Return on own funds after tax	1.0	3.0	2.5	0.9	1.5
Earning/expense ratio in DKK	1.09	1.44	1.40	1.14	1.15
Interest rate risk	-0.6	-2.9	-2.3	-2.1	-2.1
Foreign currency position	0.8	2.1	0.2	2.8	0.3
Foreign currency risk	0.0	0.0	0.0	0.0	0.0
Advances against deposits	90.4	91.6	96.4	95.5	102.9
Statutory liquidity surplus	148.9	132.5	150.1	190.4	197.4
Total large commitments	25.0	52.7	21.8	14.0	17.1
Accumulated impairment ratio	8.0	7.9	5.3	5.7	6.9
Impairment ratio for the period	0.4	0.2	0.2	0.4	0.3
Increase in loans etc. for the period	2.9	0.2	0.6	-1.2	-1.7
Ratio between loans etc. and capital funds	6.4	6.8	6.2	6.2	9.0
(value per share 100 DKK)					
Earnings per share (result period)	2.1	8.3	7.6	2.7	24.9
Book value per share	293	280	305	288	1,867
Market value/earning per share	15.5	3.9	4.4	9.3	3.8
Market value/book value	0.55	0.57	0.74	0.44	0.25

Management's report

SSkjern Bank achieved a less than satisfactory profit before tax in the first quarter of DKK 6.7 million. The results were characterised by a maintained level for net interest income, increased net fee income, but sharply reduced exchange rate adjustments and an increased level of impairment as a result of large write-downs in the agricultural segment.

In April 2016, Skjern Bank was visited by the Danish Financial Supervisory Authority, who conducted a regular inspection. The inspection included a review of most of the bank's staff areas, including the management's work, the finance and capital area, the liquidity area, as well as internal audit, compliance and risk management work. The inspection of these areas resulted in a limited number of comments that will subsequently be published when the bank receives the final report from the inspection.

In addition, a large proportion of the bank's total lending, including the bank's largest customer, the bank's agricultural customers, as well as samples from the

bank's commercial and private exposures. The review process went quite satisfactorily and the Danish Financial Supervisory Authority agrees with the bank's calculation of the credit quality and impairment losses on individual exposures. The inspection covered about 41% of the bank's lending volume.

The inspection has also not resulted in any change in the bank's impairment needs.

A profit of DKK 6.7 million compared with DKK 20.8 million, where exchange rate adjustments were reduced by DKK 10.5 million and loan impairment was DKK 7.8 higher, indicating the strength of the bank's earnings base.

In the first quarter of 2016, the bank realised a satisfactory increase in net interest and fee income of DKK 4,880 thousand, corresponding to 8.7%.

The bank can report a satisfactory organic net inflow of loans of DKK 104 million compared to 31 December 2015. The development is due to a significantly solid growth in the business volume with private customers, including a very

satisfactory number of new private customers.

The bank's share of lending to private customers increased in one year from 30% to 34.6%, which complies with the bank's strategy in this area. The bank's long-term goal of further increasing the percentage of private loans remains unchanged.

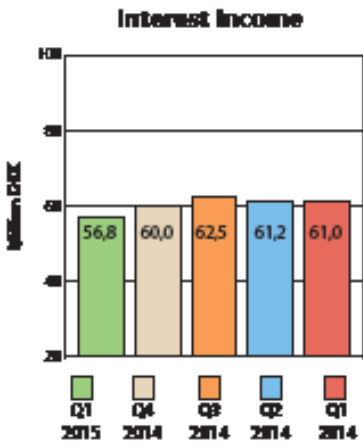
The bank's liquidity reserve has maintained a fully acceptable level of 148.9%, which also furthers the bank's goal of maintaining solid liquidity reserves primarily based on customer deposits.

The bank's capital ratio is 15.7% and the core capital is 13.7%. The individual solvency requirement is calculated at 11.2%, corresponding to a solvency coverage of 140.2%. Compared with the actual capital base of DKK 646.7 million, there was a surplus of DKK 187.3 million at the end of the first quarter of 2016. The management considers the excess capital reserves to be sufficient and

The bank's loan and guarantee debtors distributed on segments constitute:

	31/3-15	31/12-15	31/3-15
Public authorities	0.0 %	0.0 %	1.5 %
Agriculture, hunting, forestry and fishing			
Plant production	1.5 %	1.5 %	1.6 %
Cattle farming	8.2 %	8.4 %	7.3 %
Pig farming	2.2 %	2.2 %	2.4 %
Mink production	1.2 %	1.5 %	0.8 %
Other agriculture	1.5 %	1.5 %	0.7 %
Manufacturing and extraction of raw materials	2.2 %	2.5 %	3.4 %
Energy supply	6.7 %	6.8 %	8.0 %
Constructions	6.3 %	6.1 %	5.4 %
Trade	9.0 %	9.0%	8.7 %
Transport, hotels and restaurants	1.6 %	1.4 %	1.9 %
Information and communication	0.3 %	0.3 %	0.3 %
Finance and insurance	5.8 %	6.5 %	7.0 %
Real-estate	12.9 %	12.7 %	13.5 %
Other industries	6.0 %	6.1 %	7.1 %
Private persons	34.6 %	33.5 %	30.0 %

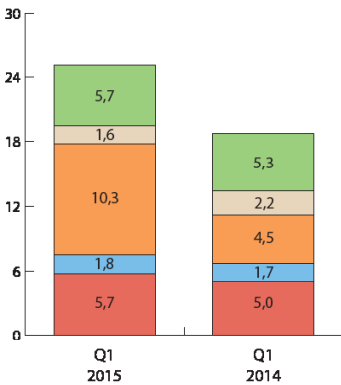
From the above sectoral distribution represents alternative energy 6.1 %.



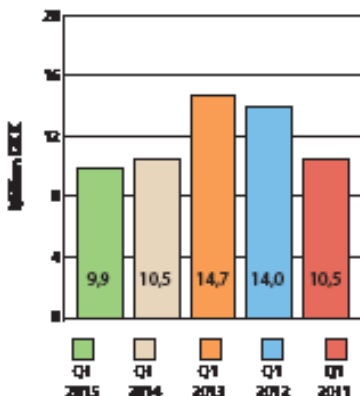
Charges and commissions receivable

(Million DKK)

- Securities trading and custodies
- Payment management
- Charges from loan applications
- Commissions on guarantees
- Other charges and commissions



Write-downs on loans etc.



satisfactory, and it complies with the bank's prepared capital plan.

Core earnings follow the annual budget and the expectations for net profit throughout 2016 are still in the range of DKK 100–110 million.

Net interest income

The net interest income is at the same level as of 31 March 2015.

Interest income has decreased by 10.9% to DKK 50.6 million. The development is due to a decreasing average lending rate during the period as a result of the continued fierce competition in the lending market.

The interest expense was inversely reduced by 35.7% to DKK 11.2 million, the reduction is primarily due to repositioning of high-interest deposits to a lower average deposit interest rate.

Overall, the bank's interest margin remained largely unchanged in the first quarter of the year compared to the same period in 2015.

Fee income

Net income from fees and commissions has increased by DKK 4.1 million compared to last year.

Looking solely at income from fees and commissions, this has decreased from DKK 25.1 million in 2015 to DKK 21.7 million in 2014. In comparison to the first quarter of 2015, earnings from loan fees decreased by DKK 3.5 million and earnings from securities trading decreased by DKK 1.5 million. In addition, the earnings of the other commissions and fees increased by a total of DKK 1.6 million.

Expenses paid for fees and commissions are DKK 7.5 million less compared to last year. The increase is solely due to the bank's sale of shares in DLR Kredit A/S in the first quarter of 2015, which triggered a commission expense of DKK 7.5 million.

Net interest and fee income amounted to DKK 61.2 million, which is an increase

of DKK 4.9 million, corresponding to 8.7% compared to the same period last year.

Exchange rate adjustments

Exchange rate adjustments of securities and currency, etc. show a gain of DKK 0.4 million compared to DKK 10.9 million in the same period of 2015. The bank's portfolio of shares and bonds have been characterised by major uncertainty and decreasing share prices.

The capital gains are distributed with DKK 1.1 million from the bond portfolio and a loss of DKK 1.5 million from the shareholdings. In addition, exchange rates and derivative financial instruments achieved income of DKK 0.8 million in the same period.

Costs

Staff and administration expenses, etc. amounted to DKK 36.4 million compared with DKK 34.0 million in the same period in 2015, and have thus increased by DKK 2.4 million or 7%.

The increase is distributed with DKK 0.7 million from staff costs and a loss of DKK 1.7 million from administrative expenses. The staff costs increase primarily as a result of the increase in payroll tax and the general annual collective agreement increase. The increase in administrative expenses was primarily due to increased EDB expenses for Swipp and an increase in the bank's marketing costs.

Impairment

Net loan impairment, etc. amounted to DKK 17.7 million as of 31 March 2016 compared with DKK 9.9 million during the same period last year. In total there was a total of DKK 35.5 million in impairment, reversal of impairment from previous accounting years amounted to DKK 15.5 million, while recorded losses as of 31 March 2016 amounted to DKK 3.0 million, of which only DKK 1.7 million had not been previously written



Skjern Bank, Skjern

Supplementary capital distributed on exercise date (final closing date)

	1.000 DKK
2024	99.480
Infinite	70.000
Total	169.480

down. Adjusted for interest on the impaired part of loans and amounts received from previously recovered receivables, yielding a net operating impact of DKK 17.7 million.

Devaluations on loans, etc. for the period correspond to 0.4% of the total loans and guarantees. The first quarter of 2016, as with the previous accounting periods, was characterised by the significant challenges in the agricultural industry.

The impairment need in 2015 was DKK 63.9 million and the management expects the total impairment need in 2016 to be at a reduced level.

Profit for the period

The total profit before tax amounted to DKK 6.7 million compared with DKK 20.8 million as of 31 March 2015. After taxes, the period's net profit amounted to DKK 5.6 million. The result is considered less satisfactory because of the low level of exchange rate adjustments and the elevated level of impairment. The management is pleased to note that the core earnings have improved and the core income has never been higher.

It is also satisfactory that the demand for lending has risen, with increased volume to follow, and that the total base costs have been reduced, primarily including interest expense.

The bank's management considers the results less than satisfactory, but considers the development quite positive.

Capital

Equity amounted to DKK 623.5 million compared to DKK 619.4 million at the end of the previous year.

After addition of subordinated capital contributions of DKK 169,5 million and adjustments for reduction in weighting and other deductions, the bank's capital base at the end of the quarter amounted to DKK 646.7 million.

The capital ratio was estimated at 15.7%, which is a reduction of 0.7% points compared to 31 December 2015. The reduction is primarily due to growth in lending, as well as ordinary weighting of issued hybrid core capital, which will

be repaid in May 2016.

The core capital ratio is 13.7%, compared to 14.4% as of 31 December 2015. Compared to 31 March 2015, the bank's capital ratio has increased from 14.4% to 15.7%, while the core capital ratio has increased from 12.4% to 13.7% as a result of increased equity and an uptake of new hybrid core capital in the autumn of 2015.

The necessary capital corresponding to the individual solvency needs is calculated at 11.2%, which is a decrease of 0.2% points compared with the end of 2015.

The bank thus has foundation capital with a sufficient surplus of 187.3% compared to the necessary capital, which is expressed by the bank's calculated solvency needs.

Major shareholders

The bank has two major shareholders, Lind Invest A/S, Aarhus and AP Pension Livsforsikringsaktieselskab, Copenhagen. Lind Invest A/S holds 24.73% of the share capital and AP Pension holds 20.75%. Both hold 5% of the voting rights.

Liquidity

Customer deposits amount to DKK 4,424 million, of which DKK 3,758 million is covered by the Danish Deposit Guarantee Scheme. The deposits are considered stable, since most of them come from base customer relationships. The liquidity surplus is at 148.9%, which follows the strategic goal of maintaining liquidity reserves at an adequate and acceptable level.

On 1 October 2015, the new LCR financial ratios came into effect. The key ratios show how financial institutions are able to honour their payment obligations within an upcoming 30-day period without access to market funding. The ratio is calculated by comparing the bank's cash reserves and liquid assets to the bank's payment obligations for the next 30 days calculated according to certain rules.

As of 1 October 2015, non-SIFI banks must have a coverage of at least 60%, gradually increasing by 10% as of 1 January 2016 and 1 January 2017, and 20% as of 1 January 2018, such that the ratio will be at least 100% as of 1 January 2018.

SIFI banks must already have a coverage of 100% as of 1 October 2015.

Skjern Bank has chosen to follow the same rules that apply to SIFI banks, which is why the bank's goal is to have the LCR ratio always be a minimum of 100%.

The bank achieved the goal and as of 31 March 2016 has an LCR financial ratio of 274%.

Skjern Bank shares

At the end of the quarter, the bank had 16,703 shareholders, which is a slight increase compared to the end of 2015. The share price of the bank's shares has decreased from a price of 33.5 as of 31 December 2015 to a price of 32.5 as of 31 March 2016. The market value of the entire bank has thus been reduced by 4.5% from DKK 322 million to DKK 308 million as of 31 March 2016. Trading in Skjern Bank shares continues to show a generally satisfactory share liquidity, because daily valuation is supported by a good number of trades.

Expectations

The bank's core earnings outlook for 2016 is still in the range of DKK 100 - 110 million.

„The Supervisory Diamond“

The Danish Financial Supervisory Authority's mandatory Supervisory Diamond specifies five indicators for banking activities with increased risk.

The bank's status for each indicator as of 31 March 2016 is calculated in the figure below, where the indicators established by the Danish Financial Supervisory Authority are also shown.

Skjern Bank continues to comply with all limit values as of 31 March 2016 and has at no time since the introduction of the Supervisory Diamond exceeded any of the limit values.

Liquidity reserve (min. 50 %):

Skjern Bank's liquidity reserve is significant and amounts to 148.9% as of 31 March 2016 compared to 174.8% as of 31 December 2015.

Funding ratio (max. 100 %):

The current funding situation leaves room for significantly more loans, since the bank's loans compared to deposits, equity and debt securities are only 69%,

which is at the same level as 31 December 2015, when the funding ratio was estimated at 67%.

Property exposure (max. 25 %):

Skjern Bank has an attractive industry spread, and compared to the real estate sector, the exposure is 13.7% precisely as of 31 December 2015.

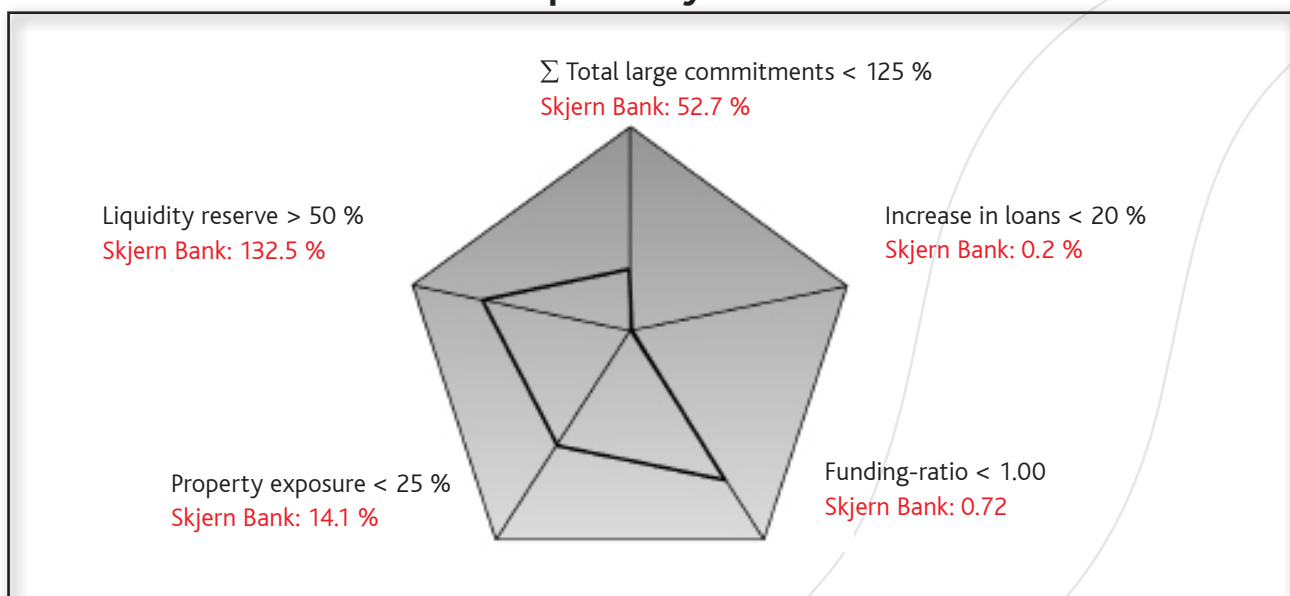
Major engagements (max. 125 %):

Major engagements are defined as the sum of major engagements that constitute more than 10 per cent of the capital base. Skjern Bank primarily targets private customers and small and medium businesses and as of 31 March 2016, it had two major customer engagements of a total of 25.0%, compared to 23.4% as of 31 December 2015.

Loan growth (max. 20 %):

As expected, the bank has realised a lending growth in 2016 and the lending growth can thus be calculated at 2.9% as of 31 March 2016 compared to -3.8% throughout 2016.

The Supervisory Diamond





• Skjern Bank, Skjern - Bank when you have time

Transactions with related parties

During the first quarter of the year, there have not been major transactions between Skjern Bank and the bank's related parties

Contribution to the Danish Deposit Guarantee Scheme

In the first quarter of the year, there has been no payment of contributions to the Danish Deposit Guarantee Scheme, which is due to the payments in the previous year having been sufficient so far in relation to the established objectives of the fund's reserves. During the same period last year, the bank had expenses of DKK 2.2 million for the Danish Deposit Guarantee Scheme.

Accounting practices used

The quarterly report was prepared in accordance with the Danish Financial Business Act, including the Danish Financial Supervisory Authority's Executive Order on financial reports for credit institutions and investment companies, etc. and additional Danish disclosure requirement for interim reports for listed companies.

The accounting practice used is unchanged compared to the annual report for 2015.

Events after 31 March 2016

No events have occurred after the balance date that are of significance for the assessment of the profit for the period.

Litigation

The bank is involved in disputes and litigation as part of its normal operations. The bank's risk in these cases is regularly assessed by the bank's lawyers and management. Provisions are made based on an assessment of risk of loss.

Yours sincerely,
Skjern Bank

Hans Ladekjær Jeppesen
Chairman of the Board of Directors

Per Munck
Director





• Skjern Bank - A bank at eye level

Statement by the board of directors and executive board

We have on today's date discussed and approved the quarterly report for the period of 1 January–31 March 2016 for Skjern Bank A/S.

The report was prepared in accordance with the Danish Financial Business Act, including the Executive Order on financial reports for credit institutions and investment companies, etc. and additional Danish disclosure requirement for

interim reports for listed financial institutions.

We consider the accounting policies chosen to be appropriate such that the accounts provide a true and fair view of the bank's assets and liabilities, financial position and profit.

We consider the management's statement to contain a fair review of the de-

velopment in the bank's activities and economic conditions and a description of the significant risks and uncertainty factors by which the bank may be affected.

No audit or review of the quarterly report was conducted.

Skjern, 28th April 2016

Skjern Bank A/S

Per Munck
Director

The board of directors

Hans Ladekjær Jeppesen
Chairman

Jens Okholm
Deputy Chairman

Bjørn Jepsen

Finn Erik Kristiansen

Søren Dalum Tinggaard

Carsten Jensen

Lars Skov Hansen

Lars Lerke

This document has been translated from Danish. The Danish text shall govern for all purposes and prevail in case of discrepancy with the English version.

Profit and loss account and Statement of comprehensive income 1st January - 31st March

1,000 DKK	2016	2015	1.1-31.12 2015
Interest receivable	50,590	56,774	218,537
Interest payable	11,194	17,410	56,309
Net income from interest	39,396	39,364	162,228
Dividend on shares and other holdings	1,252	489	11,692
Charges and commissions receivable	21,689	25,118	93,459
Charges and commissions payable	1,102	8,616	12,143
Net income from interest and charges	61,235	56,355	255,236
Exchange rate adjustments	434	10,908	11,536
Other ordinary income	261	607	1,610
Staff costs and administrative expenses	36,486	34,081	139,680
Depreciation of intangible and tangible assets	966	858	3,924
Other operating expenses total	0	2,218	9,066
Contributions to the Guarantee Fund for deposits	0	2,218	8,926
Other operating expenses	0	0	140
Write-downs	17,730	9,898	63,908
Profit on holdings in associated and affiliated companies	0	0	-760
Profit on ordinary activities before tax	6,748	20,815	51,044
Tax	1,126	4,891	10,929
Profit for the financial year	5,622	15,924	40,115
Of which are holders of shares of hybrid core capital instruments etc.	1,630	0	1,831
Statement of comprehensive income			
Profit for the financial year	1,630	15,924	40,115
Other comprehensive income after tax	0	0	0
Total comprehensive income	1,630	15,924	40,115

Balance by 31st March

1,000 DKK	2016	2015	1.1- 31.12 2015
Assets			
Cash in hand and claims at call on central banks	155,781	232,523	277,630
Claims on credit institutions and central banks	551,559	263,851	608,809
Loans and advances at amortized cost price	3,614,852	3,651,080	3,511,175
Bonds at market value	710,160	816,600	707,428
Shares etc.	212,903	173,244	179,233
Holdings in group enterprises	0	3,026	0
Land and buildings (total)	50,996	54,985	51,141
Investments properties	2,961	6,974	2,961
Domicile properties	48,035	48,011	48,180
Other tangible assets	4,693	5,617	5,176
Current tax assets	3,171	2,930	2,536
Deferred tax assets	27,330	32,362	28,455
Other assets	52,215	66,334	47,787
Prepayments and accrued income	3,701	3,970	8,369
Total assets	5,387,381	5,306,522	5,424,739



Balance by 31 March (continued)

1,000 DKK	2016	2015	1.1- 31.12 2015
Liabilities			
Debt			
Debt to credit institutions	108,486	99,572	85,561
Deposits and other debts	4,423,826	4,385,376	4,483,104
Current tax-liability	0	1,791	0
Other liabilities	60,522	108,761	66,536
Accruals and deferred income	1,542	1,800	612
Total debt	4,594,376	4,597,300	4,635,813
Provisions for commitments			
XXXcccsas	0	0	0
Provisions for loss on guarantees	0	1,509	62
Total provisions for commitments	0	1,509	62
Subordinated capital investments			
Subordinated loan capital	99,480	99,300	99,439
Hybrid core capital	70,000	70,000	70,000
Subordinated capital investments total	169,480	169,300	169,439
Capital funds			
Share capital	192,800	192,800	192,800
Revaluation reserves	417	417	417
Retained earnings	371,592	345,916	367,579
Holders of hybrid capital	58,716	0	58,629
Total capital funds	623,525	538,413	619,425
Total liabilities	5,387,381	5,306,522	5,424,739

Off-balance-sheet items by 31st March

1,000 DKK	2016	2015	1.1- 31.12 2015
Guarantees			
Guarantees			
Finance guarantees	22,886	39,736	29,136
Guarantees against losses on mortgage credit loans	297,724	213,779	287,347
Registration and conversion guarantees	69,837	51,840	108,124
Other guarantees	383,051	339,364	367,440
Total guarantees	773,498	644,719	792,047
Other contingent liabilities			
Irrevocable credit-undertakings	77,460	102,140	67,050
Total other contingent liabilities	77,460	120,550	67,050



Information on changes in equity 31st March

1,000 DKK	2016	2015	1.1- 31.12 2015
Share capital beginning-of-year	192,800	192,800	192,800
Share capital end-of-year	192,800	192,800	192,800
Revaluation reserves beginning-of-year	417	417	417
Additions related to reassessed value	0	0	0
Other movements	0	0	0
Revaluation reserves end-of-year	417	417	417
Retained earnings beginning-of-year	367,579	329,314	329,314
Comprehensive income for the period	3,992	15,924	38,284
Sale of own funds	2,013	4,653	17,512
Purchase of own funds	-1,992	-4,695	-17,530
Retained earnings end-of-year	371,592	345,196	367,579
Holders of hybrid capital beginning-of-year	58,629	0	0
Net profit or loss for the year (interest hybrid capital)	1,630	0	1,831
Paid interest	-1,543	0	-1,569
Issue of hybrid core capital, net	0	0	58,367
Holders of hybrid core capital end-of-year	58,716	0	58,629
Total equity	623,525	345,196	619,425

Notes per 31st March

1,000 DKK	2016	2015	1.1-31.12 2015
Interest receivable			
Claims on credit institutions and central banks	-673	-366	-1,766
Loans and other debtors etc.	48,995	53,939	209,317
Bonds	2,118	2,710	10,915
Total other financial instruments of which	150	491	59
Foreign exchange contracts	-91	-46	-357
Interest-rate contracts	241	537	416
Other interest income	0	0	12
Total interest receivable	50,590	56,774	218,537
Interest payable			
Credit institutions and central banks	9	4	35
Deposits	8,499	14,682	45,338
Bonds, issued	0	0	0
Subordinated capital investments	2,672	2,715	10,923
Other interest expenses	14	9	13
Total interest payable	11,194	17,410	56,309
Charges and commissions receivable			
Securities trading and custodies	4,137	5,680	27,820
Payment management	1,934	1,810	7,586
Charges from loan applications	6,819	10,375	35,999
Commissions on guarantees	2,213	1,580	6,355
Other charges and commissions	6,589	5,673	15,699
Total charges and commissions receivable	21,689	25,118	93,459
Value adjustments			
Bonds	1,126	622	-13,148
Total shares	-1,518	9,965	21,892
Shares in sector companies etc.	1,725	1,035	9,422
Other shares	-3,243	8,930	12,470
Foreign currency	945	255	2,884
Other financial instruments	-119	66	-92
Total value adjustments	434	10,908	11,536

Notes per 31st March (continued)

1,000 DKK	2016	2015	1.1- 31.12 2015
Staff costs and administrative expenses			
Salaries and remuneration of board of directors, managers etc.			
Board of managers	618	618	2,830
Fixed fee	608	608	2,790
Pension contributions	10	10	40
Board of directors	240	278	996
Audit Committee	0	0	50
Board of representatives.....	0	0	165
Total salaries and remunerations of board etc.	858	896	4,041
Staff costs			
Wages and salaries	16,573	16,214	64,503
Pensions	1,843	1,762	7,106
Social security costs	150	180	852
Payroll tax	2,538	2,228	9,042
Total staff costs	21,104	20,384	81,503
Other administrative expenses	14,524	12,801	54,136
Total staff costs and administrative expenses	36,486	34,081	139,680
Number of employees			
Average number of employees	129	127	128

Notes per 31st March (continued)


1,000 DKK	2016	2015	1.1 31.12 2015
Write-downs on loans and receivables			
Write-downs and provisions during the year	35,501	25,299	119,545
Reversal of write-downs made in previous years	-15,456	-12,013	-45,262
Finally lost, not previously written down	1,694	358	4,516
Interests on the written-down part of loans	-3,450	-3,225	-12,900
Recoveries of previously written-down debt	-559	-521	-1,991
Individual write-downs on loans etc.	17,730	9,898	63,908
Profit on holdings in associated and group companies			
Profit on holdings in associated companies	0	0	0
Profit on holdings in group companies	0	0	-760
Total profit on holdings in associated and group companies	0	0	-760
Individual write-downs and provisions			
Write-downs as per beginning of the year	340,059	337,551	337,551
Write-downs during the period (net)	34,423	23,718	115,849
Reversal of write-downs made in previous years	-15,456	-12,013	-42,829
Write-downs in previous years, now lost	-1,339	-7,788	-70,512
Individual write-downs total	357,687	341,468	340,059
Group write-downs on and provisions			
Write-downs as per beginning of the year	24,166	22,902	22,902
Write-downs during the period	1,077	1,581	1,264
Group write-downs on loans etc.	25,243	24,483	24,166
Write-downs total	382,930	365,951	364,225


Notes per 31st March (continued)


1,000 DKK	2016	2015	1.1 31.12 2015
Guarantees			
Provisions beginning of the year	62	0	0
Provisions during the year	0	1,509	62
Losses on guarantees	0	0	0
Transferred to liabilities.....	-62	0	0
Guarantees total	0	1,509	62
Total loans etc. with suspended calc. of interest	148,285	190,987	144,970
Share capital			
Number of shares at DKK 20 each	9,640,000	9,640,000	9,640,000
Share capital	192,800	192,800	192,800
Own capital shares			
Number of shares (pcs).....	9,536	10,254	9,979
Nominal value hereof.....	171	205	200
Market value hereof	310	328	334
Own shares proportion of share capital (per cent)	0.10%	0.10%	0.10%





skjernbank.dk


 **Skjern Bank, Skjern:**
Banktorvet 3 · 6900 Skjern
tlf. 9682 1333

 **Skjern Bank, Esbjerg:**
Kongensgade 58 · 6700 Esbjerg
tlf. 9682 1500

 **Skjern Bank, Ribe:**
J. Lauritzens Plads 1 · 6760 Ribe
tlf. 9682 1600

 **Skjern Bank, Varde:**
Bøgevej 2 · 6800 Varde
tlf. 9682 1640

 **Skjern Bank, Bramming:**
Storegade 20 · 6740 Bramming
tlf. 9682 1580

 **Skjern Bank, Hellerup:**
Strandvejen 143 · 2900 Hellerup
tlf. 9682 1450